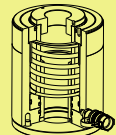


RSCH Series



Capacity:
13-95 ton

Stroke:
8-155 mm

Center Hole Diameter:
19.6-79.0 mm

Maximum Operating Pressure:
700 bar

RSCH 液壓單動，中空型千斤頂

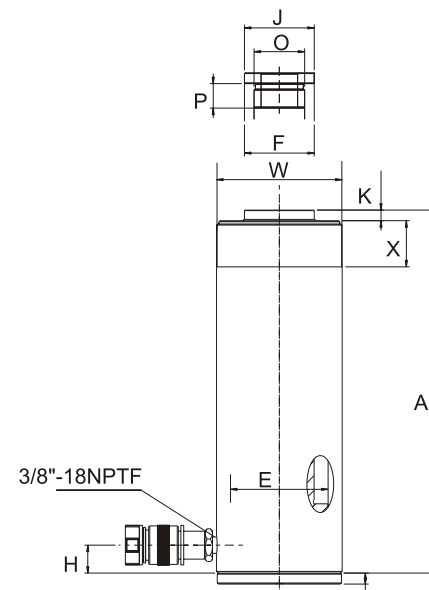
- 中空柱塞設計，適用於推力及拉力之應用。
- 低外型、高揚程適用於緊塞空間。
- 液壓缸在最大行程亦能承載最大荷重。
- 外螺牙便於固定且各均附螺牙保護套。
- 特製中空襯管保護主軸及液壓缸內壁增加產品壽命。
- 主軸及液壓缸內壁硬鉻處理耐磨、抗腐蝕。
- 彈簧回縮。
- 防塵環設計可保護活塞、內徑及襯管避免污染。
- 上螺帽保護主軸超揚昇。
- 表面粉體塗裝美觀抗腐蝕、防銹。
- 各型號均含SQB-3/8UF快速接頭及防塵蓋。

Single-Acting, Hollow Plunger Cylinders

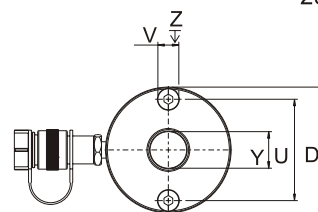
- ※Hollow plunger design allows for pulling and pushing application.
- ※Low profile and longer strokes fit in the tightest space.
- ※Withstands full "dead-end" loads.
- ※Collar threads for easy fixturing and all collar threads have a cap for protection.
- ※Special center tube protect plunger and inner of cylinder increases product life.
- ※Hard chrome plated plunger and inner of barrel resists wear and corrosion.
- ※Spring returning.
- ※Wiper rings protect the piston, bore & tube from contamination.
- ※Stop ring for piston blow-out protection.
- ※Powder coat finish for increased corrosion resistance and antirust.
- ※Come with SQB-3/8UF female coupler & dust cap.

	焊提把 Weldable
	吊環螺柱 Eyebolt
	活動提把 Removable strap handles
	螺牙式活動提把 Thread

提把型式 Handle type	
(S) : 標準配件 standard equipped	
(O) : 選配 option	
● 焊提把 Weldable	
★ 吊環螺柱 Eyebolt	
▲ 活動提把 Removable strap handles	
■ 螺牙式活動提把 Thread	

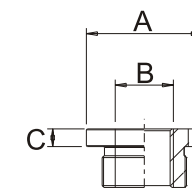


缸底墊塊 Steel baseplate :
12ton serial : 8mm
20~30ton serial : 10mm
60ton serial : 12mm
100ton serial : 16mm



缸底墊塊底座螺孔

This drawing show the base mounting holes of barrel before setting steel base plate.



選配熱處理螺牙中孔墊塊 Optional Heat Treated Hollow Saddles

型號-能力 Cylinder Model/Cap. (ton)	型號 Model Number	墊塊尺寸 Saddle Dimensions		
		A (mm)	B (in)	C (mm)
RSCH-202,206	XKHCH-20	53	1"-8	9
RSCH-302,306	XKHCH-30	63	1-1/4"-7	9
RSCH-603,606	XKHCH-60	91	1-5/8"-5-1/2	12
RSCH-1003	XKHCH-100	126	2-1/2"-8	13

*所有 RSCH 系列千斤頂標準配置平滑中孔墊塊 (12噸系列不配置墊塊)
※Smooth hollow saddles are standard on all RSCH series.
(12ton models are not equipped with saddles.)

RSCH-120
● RSCH-120 附有 1/4 NPT 孔配裝 SQB3/8UF 快速接頭
※ RSCH-120 includes SQB-3/8UF coupler and has 1/4 NPT port.

提把型式 Handle type	型號 Model Number	能力 Cylinder Capacity ton(kN)	外部尺寸 Outer Dimension							
			揚程 Stroke (mm)	受壓面積 Cylinder Effective Area (cm ²)	總油量 Oil Cap. (cm ³)	本身高 Collapsed Height A (mm)	伸長總高 Ext. Height (mm)	外徑 Out. Diam. D (mm)	內徑 Cylinder Bore Diam. E (mm)	主軸直徑 Plngr. Diam. F (mm)
(S)	RSCH-120	13(125)	8	17.9	14	55	63	69	54.1	35.1
	RSCH-121		42	17.9	75	120	162	69	54.1	35.1
	RSCH-1211		42	17.9	75	120	162	69	54.1	35.1
	RSCH-123		76	17.9	136	184	260	69	54.1	35.1
●	RSCH-202	20(215)	49	30.7	150	162	211	98	73.1	54.1
●	RSCH-204		102	30.7	311	242	344	98	73.1	54.1
●	RSCH-206		155	30.7	476	306	461	98	73.1	54.1
●	RSCH-302	30(326)	64	46.6	298	178	242	114	88.9	63.5
●	RSCH-304		102	46.6	473	233	335	114	88.9	63.5
●	RSCH-306		155	46.6	722	330	485	114	88.9	63.5
▲	RSCH-603	60(576)	76	82.3	626	247	323	159	123.9	92.2
▲	RSCH-606		153	82.3	1259	323	476	159	123.9	92.2
▲	RSCH-1003	95(931)	76	133.0	1011	254	330	212	165.1	127.0

外部尺寸 Outer Dimension			牙紋尺寸 Threads Dimension					底座螺孔 Base Mounting Holes			總重 Weight (kg)
底部前進油孔位置 Cyl. Base to Advance Port H (mm)	墊塊直徑 Saddle Diam. J (mm)	凸出高度 Saddle Protr. from Plngr. K (mm)	主軸內牙 Plunger Internal Thread O (in)	內牙深度 Plunger Thread Length P (mm)	油缸外牙 Collar Thread W (in)	外牙長度 Collar Thread Length X (mm)	中孔直徑 Center Hole Diam. Y (mm)	底孔孔距 Bolt Circle U (mm)	底座螺紋 Thread V (in)	螺紋深度 Thread Depth Z (mm)	
9	—	—	3/4"-16UN	16	2 3/4"-16	30	19.6	50.8	5/16"-18UNC	9.0	1.70
19	—	—	—	—	2 3/4"-16	30	19.6	50.8	5/16"-18UNC	9.0	3.00
19	—	—	3/4"-16UN	16	2 3/4"-16	30	19.6	50.8	5/16"-18UNC	9.0	3.00
19	—	—	—	—	2 3/4"-16	30	19.6	50.8	5/16"-18UNC	12.7	4.60
19	54	6.9	1 9/16"-16UN	19	3 7/8"-12	38	26.9	82.6	3/8"-16UNC	9.4	8.20
19	54	6.9	1 9/16"-16UN	19	3 7/8"-12	38	26.9	82.6	3/8"-16UNC	9.4	10.50
19	54	6.9	1 9/16"-16UN	19	3 7/8"-12	38	26.9	82.6	3/8"-16UNC	9.4	14.60
22	63	9.7	1 13/16"-16UN	22	4 1/2"-12	42	33.3	92.2	3/8"-16UNC	14.0	11.55
22	63	9.7	1 13/16"-16UN	22	4 1/2"-12	42	33.3	92.2	3/8"-16UNC	14.0	14.75
25	63	9.7	1 13/16"-16UN	22	4 1/2"-12	42	33.3	92.2	3/8"-16UNC	14.0	22.45
31	91	12.7	2 3/4"-16UN	19	6 1/4"-12	48	53.8	130.3	1/2"-13UNC	14.0	29.70
31	91	12.7	2 3/4"-16UN	19	6 1/4"-12	48	53.8	130.3	1/2"-13UNC	14.0	37.00
38	126	12.7	4"-16UN	25	8 3/8"-12	60	79.0	177.8	5/8"-11UNC	19.0	53.50