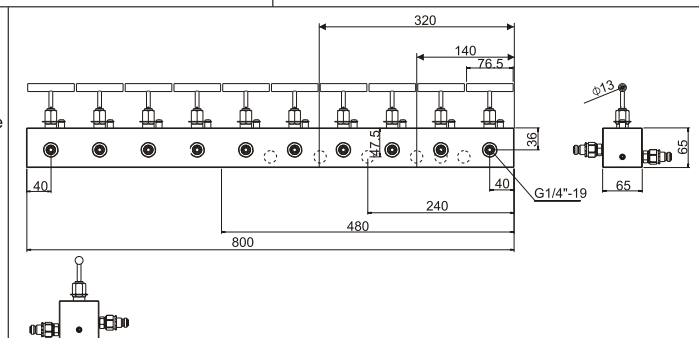
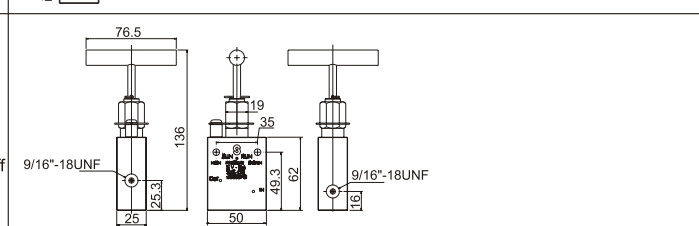
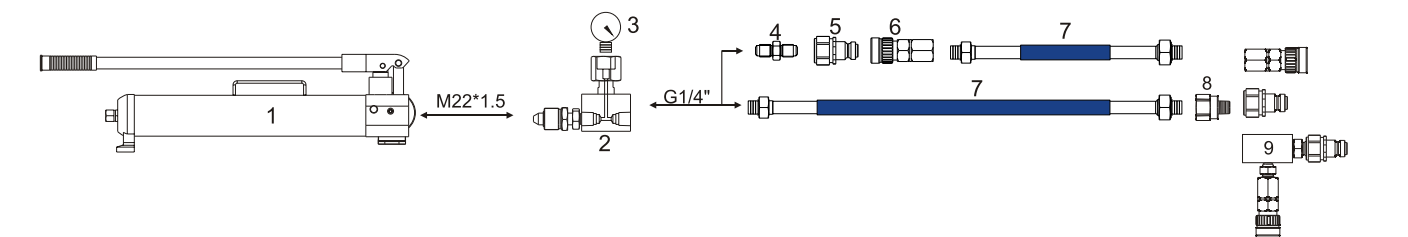


編號 Item	品名 Product	型號 Model	規範&尺寸 Description & Dimension (mm)		
7	油管 Hose	HSBT-5/4	兩端尺寸 End one      End two		
			G1/4" Male 公	G1/4" Male 公	
			4層高張力金屬網 內徑:5.0mm, 外徑:11.2mm 工作壓力:1800bar, 爆破壓力:4500bar 最小彎曲半徑:150mm 重量:0.26 kg/m		
8	轉接頭 Adapter	SBTA-M16G14	公端 Male Thread	母端 Female Connect	
			M16*1.5	G1/4"	
			工作壓力: 3000 bar Max. W.P: 3000bar		
9	T型墊塊/十字墊塊 Tee Block / Cross Block	SBT-14BSP3W	3孔G1/4"三通閥 3-G1/4"-Female port	尺寸Dimension (mm) 50 X 38 (L X W)	最大工作壓力: 3000 bar Max. W.P: 3000bar
		SBT-14BSP4W	4孔G1/4"四通閥 4-G1/4"-Female port	尺寸Dimension (mm) 50 X 50 (L X W)	最大工作壓力: 3000 bar Max. W.P: 3000bar
10	華司 Washer	SBT-XW14	外徑: 20.57mm 內徑: 13.74mm 厚度: 2mm(以黑色尼龍為準) O.D: 20.57mm, I.D: 13.74mm Depth: 2mm(measure by black nylon)	最大工作壓力: 3000 bar Max. W.P: 3000 bar 材質: 內圈尼龍, 外圈S45C鋼表面鍍鋅 Material: Nylon inside, Outer zinc plated S45C steel.	
		SBT-XW38	外徑: 23.8mm 內徑: 17.28mm 厚度: 2mm(以黑色尼龍為準) O.D: 23.8mm, I.D: 17.28mm Depth: 2mm(measure by black nylon)		
		SBT-XWM8	外徑: 28.58mm 內徑: 21.54mm 厚度: 2.5mm(以黑色尼龍為準) O.D: 28.58mm, I.D: 21.54mm Depth: 2.5mm(measure by black nylon)		
11	手控分流閥 Premounted Manifold	SBT-V82	其功能為分流閥, 可同步控制2-6個單動油壓缸, 所有通孔堵塞為 G1/4"-19 最大工作壓力: 2500 bar		
		SBT-V83	手控雙分流閥 3 control bars		
		SBT-V84	手控雙分流閥 4 control bars		
		SBT-V86	手控雙分流閥 6 control bars		
		SBT-V810	手控雙分流閥 10 control bars		
12	針閥 Needle Valve	SV-86	9/16"-18UNF母接頭 可控制油壓, 亦可當作暫時維持的關閉閥 最大工作壓力: 60000psi/ 4135 bar		
		SV-86	9/16"-18UNF female ports. To control hydraulic speed and also be used as shut-off valve for temporary holding. Max. W.P: 60000psi/ 4135bar		



**SULF 超高壓液壓單動, 超薄型油壓缸**

- 扁平設計適用於窄小空間作業需求。
- 重力回縮。
- 主軸頂部具可傾斜3度傾斜墊塊。
- 揚程超載時, 具洩油警告裝置。

**High Pressure Single-Acting, Low Height, Flat Cylinder**

- ※ Compact and flat design for use where in a narrow space.
- ※ Single-Acting, load return.
- ※ The piston can be used up to 3 deg of the inclination.
- ※ When the piston is protruded over stroke, the oil leaks.

**SULF Series**



Capacity:  
**100-300 ton**

Stroke:  
**10-20mm**

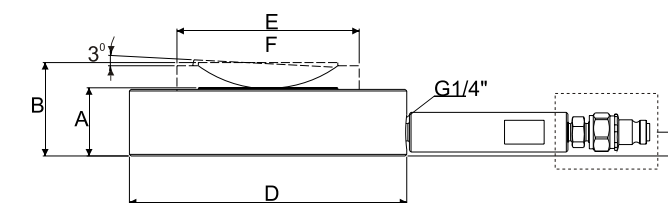
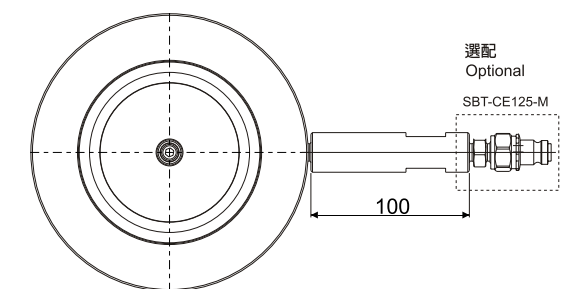
Maximum Operating Pressure:  
**2000 bar**



**SULF100-10**



**SULF150-15**



型號 Model Number	能力 Cylinder Capacity (kN)	揚程 Stroke (mm)	受壓面積 Eff. Area (cm <sup>2</sup> )	總油量 Oil capacity (cm <sup>3</sup> )	本身高 Collapsed Height A(mm)	伸長總高 Extended Height B(mm)	外徑 O.D D(mm)	內徑 Cylinder Bore Diam. E(mm)	主軸直徑 Plunger Diam. F(mm)	底部油孔位置 Base to Adv. Port H(mm)	重量 Weight (kg)
SULF100-10	1000	10	50.2	50	41	51	120	80	80	17	3.5
SULF100-15		15	50.2	75	46	61	120	80	80	17	3.9
SULF150-10	1500	10	78.5	79	41	51	150	100	100	17	5.7
SULF150-15		15	78.5	118	46	61	150	100	100	17	6.1
SULF200-10	2000	10	103.8	104	43	53	175	115	115	19	8.1
SULF200-15		15	103.8	156	48	63	175	115	115	19	8.5
SULF200-20		20	103.8	208	53	73	175	115	115	19	9.0
SULF300-10	3000	10	153.9	154	47	57	210	140	140	23	12.8
SULF300-15		15	153.9	231	52	67	210	140	140	23	13.2