

CH-80

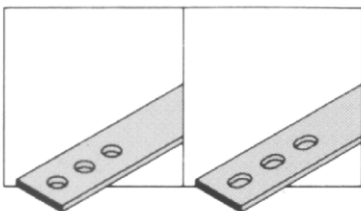
- ◆ C-shaped designed, is firmly, integrally molded with cast iron.
- ◆ Large-tonnage, powerful punching capacity. Dual-action designed, which accelerates punching time, also increases efficiency.
- ◆ Applicable to angle steels, copper, aluminum, iron plate, H beams, and all other U-iron.
- ◆ Depth: 120mm. The max. punching capacity:
Copper and aluminum - D25x20mm; Iron - D25x19mm;
Stainless steel - D25x6mm.
- ◆ Need to coordinate with hydraulic pump (power pump: CTE-25AD, hand pump: CP-700-2A-D, or foot pump: CFP-800-1-D).
- ◆ Able to customize dies in any sizes.

PS: If requiring for an oval-hole (rectangular-hole), please notify while you are purchasing, the body design needs to be changed.

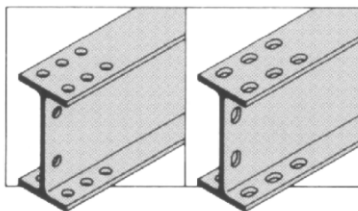


Round Die

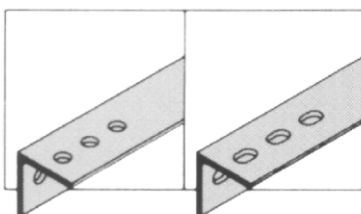
Steel plate



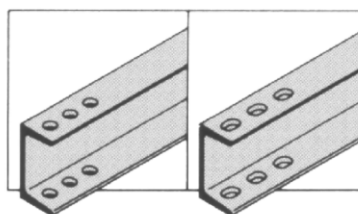
H beam



Angle steel



C channel



Item	Output (TON)	Depth (mm)	Max. Punching Thickness (mm)	Standard Die (mm)	Weight (kg)
CH-80	50	120	Copper, Aluminum 20, Iron 19 , Stainless Steel 6	D16,D18,D22,D25	39.5